

Governance & Resources

Corporate Performance Report

Summary:

This is the Q1 Corporate Performance Report for Services under the Governance & Resources Scrutiny Board.

These services include:

- Economy
- Environment

Governance & Resources

Performance Measures



Economy

Corporate Performance Report

Portfolio Holder: Cllr Arooj Shah, Cllr Abdul Jabbar, Cllr Elaine Taylor, Cllr Peter Dean, Cllr Fida Hussain

Officer Contact: Paul Clifford, Director of Economy

Service Summary:

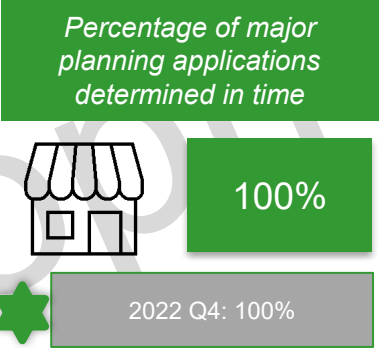
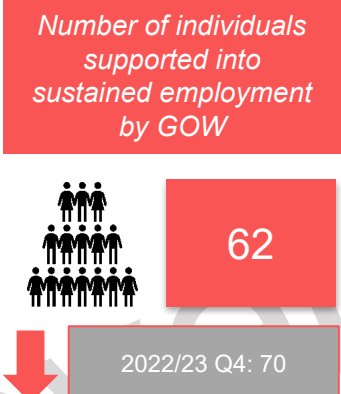
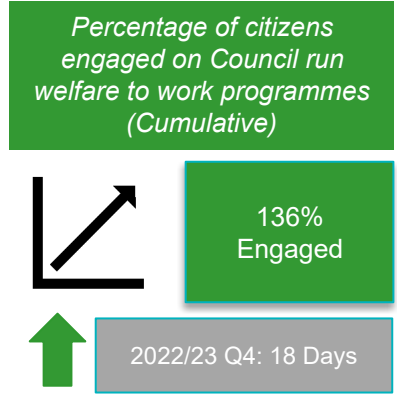
Economy consists of 5 functions; Economic Growth, Housing, Planning, Property & Projects and Creating A Better Place. Each area has their own vision and 2023 – 2027 Business Plan.

Economy Successes

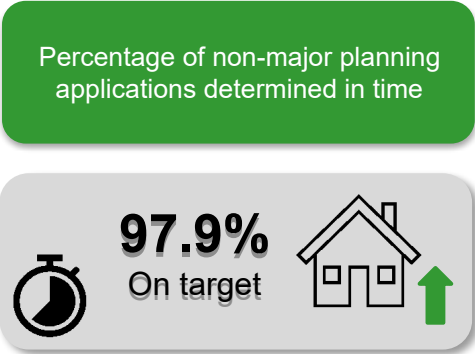
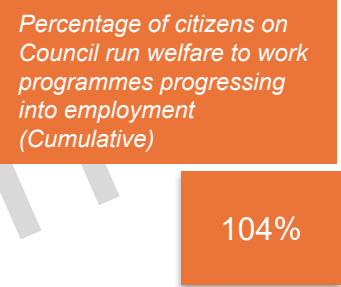
Success	Comments
<u>Planning</u> Percentage of non-major planning applications determined in time	A benchmark target is set at 60% but the team is currently achieving a 100% success rate.

Economy

Key Metrics



Colour	Key
Red	Area for Concern
Amber	Risk to Deliverable
Green	On Target



Economy

Areas for Development

Number of individuals supported into sustained employment by GOW



Percentage of citizens on Council run welfare to work programmes progressing into employment (Cumulative)



We are over achieving on all our contracts except Restart for job starts / outcomes. We have an improvement plan in place in the form we are working to and sharing with prime contractor. Confidence remains high that as the improvement plan is implemented performance targets will be achieved for both measures.

Economy

Comments

Paul Clifford, Director of Economy

Planning performance in respect of application determination is at an all time high. There has been a recent decrease in application numbers received during this time but the overall positive position and hard work of the team should certainly be acknowledged.

Similarly, performance within Get Oldham Working remains strong across a number of contracts which the team is required to deliver against. This is with the exception of the two measures highlighted in this report relating to the Restart Contract. The team have proactively established and are implementing an improvement plan and confidence remains high that significant improvement will be seen against these measures. In the meantime, GOW continues to remain a trusted delivery partner acknowledged through securing additional external funding and winning additional contracts in respect of service delivery within the sector.

Environment

Corporate Performance Report

Portfolio Holder: Cllr Arooj Shah, Cllr Mohon Ali, Cllr Chris Goodwin, Cllr Elaine Taylor

Officer Contact: Paul Clifford

Service Summary:

Environment consists of 5 Directorates; Environmental Services, Operational Services, Public Protection, Highways & Engineering and Street Lighting. Each area has their own vision and 2023 – 2027 Business Plan.

Environment

Successes

Success	Comments
<u>Street Lighting</u> Annual investment programme is on track to replace all in-scope lighting	100% of all eligible lights converted to new requirements in the Quarterly report.
<u>Public Protection</u> Increase in taxi driver applications made to Council	Revisions made to the Licensing Policy at the start of June 2023. Consultations with trade to better understand the issues facing them, being able to adapt and modernise our approach as a result of technology changes and working practices in the industry. These changes have resulted in over 900 new taxi driver applications to date bringing in additional revenue of around £220,000. This has resulted in team expansion creating new job opportunities and means of progression for existing team members.
<u>Kerbside Collections</u> 21 Tonnes collected – on track to match 2021 &2022	The team continue to deliver stable tonnage collections in line with 2021 and 2022 figures.

Environment

Areas for Development

Number of food hygiene inspections and revisits



A push in quarter 4 was evident (419) to ensure Food Standards Agency targets were delivered for 22/23. We currently need to focus officer delivery to catch up with programme as we are currently behind schedule.

Environment

Key Metrics

Total number of fly-tipping enforcement actions



473



2022 Q4: 399

Number of food hygiene inspections and revisits



133
Q1

2023 Target : 411

Streets and ground inspections completed



13% Average

Target 15%

Percentage of household waste sent for reuse, recycling or composting



48.15%
Q1
Average

Consistent with YOY Trend

New driver applications made

149 in June

Total 2022 Applications = 83

Colour	Key
Red	Area for Concern
Amber	Risk to Deliverable
Green	On Target

Environment Comments

(Head of Service)

